



DRYING & GRADING

Ovens, Heaters, Sieves and Sieve Shakers with related accessories are common equipment that are essential for all kind of laboratories for construction materials. Hira range of drying and grading products can satisfy the requirement of all main International Standards as well as all customer requirements.

CONTENTS

LABORATORY DRYING OVENS (FORCED CONVECTION) ...	10
LABORATORY DRYING OVENS (NATURAL CONVECTION) .	12
MUFFLE FURNACES	13
HIGH TEMPERATURE MUFFLE FURNACE.....	13
HOT PLATES	14
MAGNETIC STIRRER HEATER	14
WARM-AIR DRIER	14
HOT AIR GUN	15
MICROWAVE OVEN.....	15
GRID SIEVES	15
FLAKINESS SIEVES	16
WET WASHING SIEVES.....	16
TEST SIEVES.....	16
SIEVE SHAKERS	21
HIGH CAPACITY SIEVE SHAKER.....	22
SAMPLE SPLITTERS (RIFFLE BOXES).....	23

LABORATORY DRYING OVENS (FORCED CONVECTION)

STANDARDS: EN 932-5, EN 1097-5, ASTM C 127, C136, D558, D559, D560, D698, D1557, D1559, BS 1924:1, BS 1377:1, UNE 103300

Forced Convection Laboratory Drying Ovens are especially suitable where high temperature uniformity and precision inside the chamber are required.

Forced Convection Laboratory Drying Ovens are fan circulated.

The accuracy of the temperature and its uniformity are granted within the tolerances requested by the Standards.

The interior is made from stainless steel and the exterior is robustly constructed from sheet steel finished in powder coated paint.

Temperature range is from ambient to 200°C and 300°C (in H models) with precision of 2 °C. Control System is Digital PID Controller.

The Ovens are equipped of a dual safety thermostat with higher thermic threshold to prevent accidental over-temperatures and to ensure safe working conditions.

The Ovens are supplied complete with 2 shelves easily removable and that can be positioned at various heights.

HR-A053X Series Ovens have door with transparent thermal glass window for watching the samples under drying.




HR-A0510

Technical Specifications:

Product Code	Product Name	Capacity (lt)	Int. Dimensions (cm)	Ext. Dimensions (cm)	Weight (kg)	Max. Working Temp. (°C)	Power Supply
HR-A0500	Laboratory Oven	30	32x32x32	47x47x60	17	200	220 V, 50-60 Hz, 1 ph
HR-A0505	Laboratory Oven	55	38x38x38	55x61x71	20	200	220 V, 50-60 Hz, 1 ph
HR-A0510	Laboratory Oven	120	57x44x49	80x72x67	70	200	220 V, 50-60 Hz, 1 ph
HR-A0510/H	Laboratory Oven	120	57x44x49	80x72x67	70	300	220 V, 50-60 Hz, 1 ph
HR-A0515	Laboratory Oven	250	57x56x80	80x85x104	100	200	220 V, 50-60 Hz, 1 ph
HR-A0515/H	Laboratory Oven	250	57x56x80	80x85x104	100	300	220 V, 50-60 Hz, 1 ph
HR-A0520	Laboratory Oven	500	57x80x110	80x108x133	140	200	380 V, 50-60 Hz, 3 ph
HR-A0520/H	Laboratory Oven	500	57x80x110	80x108x133	140	300	380 V, 50-60 Hz, 3 ph
HR-A0525	Laboratory Oven	750	57x89x148	80x127x182	170	200	380 V, 50-60 Hz, 3 ph
HR-A0525/H	Laboratory Oven	750	57x89x148	80x127x182	170	300	380 V, 50-60 Hz, 3 ph
HR-A0530	Laboratory Oven, w/Glass Window	30	32x32x32	47x47x60	17	200	220 V, 50-60 Hz, 1 ph
HR-A0531	Laboratory Oven, w/Glass Window	55	38x38x38	55x61x71	20	200	220 V, 50-60 Hz, 1 ph
HR-A0532	Laboratory Oven, w/Glass Window	120	57x44x49	80x72x67	70	200	220 V, 50-60 Hz, 1 ph
HR-A0532/H	Laboratory Oven, w/Glass Window	120	57x44x49	80x72x67	70	300	220 V, 50-60 Hz, 1 ph
HR-A0533	Laboratory Oven, w/Glass Window	250	57x56x80	80x85x104	100	200	220 V, 50-60 Hz, 1 ph
HR-A0533/H	Laboratory Oven, w/Glass Window	250	57x56x80	80x85x104	100	300	220 V, 50-60 Hz, 1 ph
HR-A0534	Laboratory Oven, w/Glass Window	500	57x80x110	80x108x133	140	200	380 V, 50-60 Hz, 3 ph
HR-A0534/H	Laboratory Oven, w/Glass Window	500	57x80x110	80x108x133	140	300	380 V, 50-60 Hz, 3 ph
HR-A0535	Laboratory Oven, w/Glass Window	750	57x89x148	80x127x182	170	200	380 V, 50-60 Hz, 3 ph
HR-A0535/H	Laboratory Oven, w/Glass Window	750	57x89x148	80x127x182	170	300	380 V, 50-60 Hz, 3 ph

Spare Parts & Accessories:

Product Code	Product Name
HR-A0550	Laboratory Oven Fan
HR-A1500/1	Shelve for 30 lt capacity Ovens
HR-A1505/1	Shelve for 55 lt capacity Ovens
HR-A1510/1	Shelve for 120 lt capacity Ovens
HR-A1515/1	Shelve for 250 lt capacity Ovens
HR-A1520/1	Shelve for 500 lt capacity Ovens
HR-A1525/1	Shelve for 750 lt capacity Ovens



HR-A0550 & HR-A1515/1



HR-A0533



HR-A0515

LABORATORY DRYING OVENS (NATURAL CONVECTION)

STANDARDS: EN 932-5, EN 1097-5, EN 12697-1 Clause C, EN 13108, EN 196-2, EN 196-21, EN 459-2, ASTM C 127, C136, D558, D559, D560, D698, D1557, D1559, BS 1924:1, BS 1377:1, UNE 103300

Natural Convection (Air Circulation) Laboratory Drying Ovens are designed for drying, baking, conditioning and moisture determination.

The interior is made from stainless steel and the exterior is robustly constructed from sheet steel finished in powder coated paint.

Temperature range is from ambient to 200°C with precision of 2 °C. Control System is Digital PID Controller.

The Ovens are equipped of a dual safety thermostat with higher thermic threshold to prevent accidental over-temperatures and to ensure safe working conditions.

The Ovens are supplied complete with 2 shelves easily removable and that can be positioned at various heights.

HR-A153X Series Ovens have door with transparent thermal glass window for watching the samples under drying.



HR-A1510

Technical Specifications:

Product Code	Product Name	Capacity (lt)	Int. Dimensions (cm)	Ext. Dimensions (cm)	Weight (kg)	Max. Working Temp. (°C)	Power Supply
HR-A1500	Laboratory Oven (NC)	30	32x32x32	47x47x60	17	200	220 V, 50-60 Hz, 1 ph
HR-A1505	Laboratory Oven (NC)	55	38x38x38	55x61x71	20	200	220 V, 50-60 Hz, 1 ph
HR-A1510	Laboratory Oven (NC)	120	57x44x49	80x72x67	70	200	220 V, 50-60 Hz, 1 ph
HR-A1515	Laboratory Oven (NC)	250	57x56x80	80x85x104	100	200	220 V, 50-60 Hz, 1 ph
HR-A1520	Laboratory Oven (NC)	500	57x80x110	80x108x133	140	200	380 V, 50-60 Hz, 3 ph
HR-A1525	Laboratory Oven (NC)	750	57x89x148	80x127x182	170	200	380 V, 50-60 Hz, 3 ph
HR-A1530	Laboratory Oven (NC) , w/Glass Window	30	32x32x32	47x47x60	17	200	220 V, 50-60 Hz, 1 ph
HR-A1531	Laboratory Oven (NC) , w/Glass Window	55	38x38x38	55x61x71	20	200	220 V, 50-60 Hz, 1 ph
HR-A1532	Laboratory Oven (NC) , w/Glass Window	120	57x44x49	80x72x67	70	200	220 V, 50-60 Hz, 1 ph
HR-A1533	Laboratory Oven (NC) , w/Glass Window	250	57x56x80	80x85x104	100	200	220 V, 50-60 Hz, 1 ph
HR-A1534	Laboratory Oven (NC) , w/Glass Window	500	57x80x110	80x108x133	140	200	380 V, 50-60 Hz, 3 ph
HR-A1535	Laboratory Oven (NC) , w/Glass Window	750	57x89x148	80x127x182	170	200	380 V, 50-60 Hz, 3 ph

Spare Parts & Accessories:

Product Code	Product Name
HR-A1500/1	Shelve for 30 lt capacity Ovens
HR-A1505/1	Shelve for 55 lt capacity Ovens
HR-A1510/1	Shelve for 120 lt capacity Ovens
HR-A1515/1	Shelve for 250 lt capacity Ovens
HR-A1520/1	Shelve for 500 lt capacity Ovens
HR-A1525/1	Shelve for 750 lt capacity Ovens



HR-A1533

MUFFLE FURNACES

STANDARDS: EN 12697-1 Clause C, EN 13108

Designed for high temperature heating.

The thermic insulation is in ceramic fiber to avoid the smallest heating leakage and so it takes a great energetic saving.

Electronic visualized regulation of the temperature obtained by a digital thermostat.

Muffle Furnaces has Programmable PID Microprocessor Control System, Digital Display, Easy to use Control Panel and a wide flue to eliminate the chemical smoke.



HR-A0602

Technical Specifications:

Product Code	Product Name	Max. Temp. (°C)	Cont. Op. Temp. (°C)	Volume (L)	Int. Dimensions (cm)	Ext. Dimensions (cm)	Power (kW)	Phase (hp)
HR-A0600	Muffle Furnace	1100	1050	4.0	13x22x13	33x52x49	220/2	1
HR-A0602	Muffle Furnace	1100	1050	7.0	17x22x17	37x52x55	220/3	1
HR-A0604	Muffle Furnace	1100	1050	12.0	20x34x14	42x65x55	380/6	3
HR-A0606	Muffle Furnace	1100	1050	22.0	27x40x21	53x70x47	380/11	3
HR-A0608	Muffle Furnace	1200	1050	4.0	13x22x13	33x52x49	220/2	1
HR-A0610	Muffle Furnace	1200	1050	7.0	17x22x17	37x52x55	220/3	1

Temperature Sensitivity: ± 2 °C,
Internal Surface Material: Fiber plate and Fire Brick,
Ext. Surface Material: Steel with Electrostatic Powder Paint

HIGH TEMPERATURE MUFFLE FURNACE

STANDARDS: EN 12697-1 Clause C, EN 13108

High Temperature Muffle Furnaces available with brick and fiber insulation elements, with a wide variety of options, these models can be optimally used for your general procedures.

The furnaces cover a range from 1100°C to 1400°C, all of which have front loading for easy operation and double skin construction to maintain a cooler outer case.

Typical applications for the product is melting, thermal ageing, ceramics sintering, metal heat treatment, chemical decomposition and thermal shock testing.



HR-A0612

Technical Specifications:

Product Code	Product Name	Max. Temp. (°C)	Cont. Op. Temp. (°C)	Volume (L)	Int. Dimensions (cm)	Ext. Dimensions (cm)	Power (kW)	Phase (hp)
HR-A0612	Muffle Furnace	1200	1150	7.0	20x25x14	55x58x65	220/2.0	1
HR-A0614	Muffle Furnace	1200	1150	10.0	20x25x20	56x64x72	220/3.6	1
HR-A0616	Muffle Furnace	1200	1150	15.0	22x30x23	56x64x72	220/3.6	1
HR-A0618	Muffle Furnace	1200	1150	30.0	28x38x28	59x69x79	380/6	3
HR-A0620	Muffle Furnace	1200	1150	45.0	30x50x30	66x81x82	380/7.5	3
HR-A0622	Muffle Furnace	1300	1250	7.0	20x25x14	55x58x65	220/2.45	1
HR-A0624	Muffle Furnace	1300	1250	10.0	20x25x20	56x64x72	220/3.6	1
HR-A0626	Muffle Furnace	1300	1250	15.0	22x30x23	56x64x72	220/3.6	1
HR-A0628	Muffle Furnace	1300	1250	30.0	28x38x28	59x69x79	380/6.0	3
HR-A0630	Muffle Furnace	1300	1250	45.0	30x50x30	66x81x82	380/7.5	3
HR-A0632	Muffle Furnace	1400	1350	5.25	15x25x14	55x58x65	380/3.3	3
HR-A0634	Muffle Furnace	1400	1350	9.0	20x25x18	56x64x72	380/4.4	3
HR-A0636	Muffle Furnace	1400	1350	15.0	22x31x22	59x69x79	380/5.8	3
HR-A0638	Muffle Furnace	1400	1350	29.7	25x44x27	66x73x80	380/11.5	3

Temperature Sensitivity: ± 2 °C,
Internal Surface Material: Fiber plate and Fire Brick,
Ext. Surface Material: Steel with Electrostatic Powder Paint

HİRA TESTING EQUIPMENT



HOT PLATES

Hot plates are produced in different dimensions on request. The controller can be digital or manual.

Setting temperature can be adjusted and monitor digitally.

Heater Table made from Cast / Sand Blasting Sheet Iron.


Temperature Range is ambient to 350°C.



HR-G1010



HR-G1015



HR-G1000

Technical Specifications:

Product Code	Product Name	Plate Dimensions (cm)	Control System	Sensitivity (°C)	Dimensions (cm)	Weight (kg)	Power Supply
HR-G1000	Digital Hot Plate	30x30	PID Digital Thermostat	± 2	30x30x25	3,5	220 V, 50 Hz, 1 ph
HR-G1005	Digital Hot Plate	40x40	PID Digital Thermostat	± 2	40x40x25	5,5	220 V, 50 Hz, 1 ph
HR-G1010	Analog Hot Plate	Ø 20 (Single)	Analog Thermostat	± 5	30x30x20	2,5	220 V, 50 Hz, 1 ph
HR-G1015	Analog Hot Plate	Ø 15, Ø 20 (Double)	Analog Thermostat	± 5	60x30x20	6	220 V, 50 Hz, 1 ph

MAGNETIC STIRRER HEATER


Magnetic Stirrer Heater for titration and stirring of liquid and semi-solid materials.

Technical Specifications:

Product Code	HR-G1025/A	HR-G1025/D
Product Name	Analog Magnetic Stirrer Heater	Digital Magnetic Stirrer Heater
Stirring Capacity (lt)	20	20
Max. Heat Temperature (°C)	380	350
Speed Range (r.p.m.)	100-1600	100-2000
Speed and Temperature Control	Analog	Digital
Table	Aluminium	Ceramic
Cover	Epoxy-coated Aluminium Alloy	Epoxy-coated Aluminium Alloy
Plate Dimension (cm)	12x12	19x19
Dimension (cm)	13x21x9	19x31x13
Weight (kg)	2,2	4
Power Supply	220 V, 50-60 Hz, 1 ph, 500 W	220 V, 50-60 Hz, 1 ph, 600 W



HR-G1025/A



HR-G1025/D

WARM-AIR DRIER

For general laboratory purposes, to dry soil and aggregate samples.

Technical Specifications:

Product Code	Product Name	Dimensions (cm)	Weight (kg)	Power Supply
HR-G1035	Warm-Air Drier	55x50x20	1,5	220 V, 50-60 Hz, 1 ph



HR-G1035

HOT AIR GUN

For general laboratory purposes, used for drying small amount of aggregates. The air flow can be adjusted (250-500 lt/min).

The air temperature can be adjusted between 350-550 °C.

Technical Specifications:

Product Code	Product Name	Dimensions (cm)	Weight (kg)	Power Supply
HR-G1040	Hot Air Gun	50x40x20	0,7	220 V, 50-60 Hz, 1 ph



HR-G1040

MICROWAVE OVEN

Microwave oven is used for drying, conditioning moisture determination and pre-heating applications when quick drying is required.

Rotating tray system, 100 min program timer.



HR-G1045

Technical Specifications:

Product Code	Product Name	Capacity (lt)	Max. Temp. (°C)	Int. Dimensions (cm)	Ext. Dimensions (cm)	Weight (kg)	Power Supply
HR-G1045	Microwave Oven	17	250	21x28x28	45x30x30	11	220 V, 50-60 Hz, 1 ph

GRID SIEVES

STANDARDS: EN 933-3

Used to determine the flakiness index of the aggregates.


Consists of electrostatic painted frame and 5 mm diameter stainless steel bars.

50 mm aperture Sieve is not supplied with Complete Set and should be ordered separately.

Technical Specifications:

Product Code	Product Name	Aperture (mm)	Dimensions (cm)	Weight (kg)
HR-A5001	Grid Sieve	2,5	34x32x8	4
HR-A5002	Grid Sieve	3,15	34x32x8	4
HR-A5003	Grid Sieve	4	34x32x8	4
HR-A5004	Grid Sieve	5	34x32x8	4
HR-A5005	Grid Sieve	6,3	34x32x8	4
HR-A5006	Grid Sieve	8	34x32x8	4
HR-A5007	Grid Sieve	10	34x32x8	4
HR-A5008	Grid Sieve	12,5	34x32x8	4
HR-A5009	Grid Sieve	16	34x32x8	4
HR-A5010	Grid Sieve	20	34x32x8	4
HR-A5011	Grid Sieve	25	34x32x8	4
HR-A5012	Grid Sieve	31,5	34x32x8	4
HR-A5013	Grid Sieve	40	34x32x8	4
HR-A5014	Grid Sieve	50	34x32x8	4
HR-A5000/S	Grid Sieve Set	Complete Set	34x32x104	52

HR-A5001



HR-A5004

FLAKINESS SIEVES


STANDARDS: BS 812

Used to determine if aggregate is flaky; i.e. if thickness is less than 0,6 of nominal size.

Each sieve made from heavy gauge steel sheets in dimensions specified in the standards and coated with electrostatic paint.

Technical Specifications:

Product Code	Product Name	Slot Size (mm)	Dimensions (cm)	Weight (kg)
HR-A5101	Flakiness Sieve	4.9 x 30	30x22x8	1.6
HR-A5102	Flakiness Sieve	7.2 x 40	32x24x8	1.7
HR-A5103	Flakiness Sieve	10.2 x 50	34x26x8	1.8
HR-A5104	Flakiness Sieve	14.4 x 60	36x26x8	2
HR-A5105	Flakiness Sieve	19.7 x 80	39x28x8	2.2
HR-A5106	Flakiness Sieve	26.3 x 90	42x30x8	2.7
HR-A5107	Flakiness Sieve	33.9 x 100	47x32x8	3.0
HR-A5100/S	Flakiness Sieve Set	Complete Set	47x32x56	15



WET WASHING SIEVES

STANDARDS: ASTM E11

Used for wet testing of various materials enabling to wash the fines through the sieve without losing any of the sample.

Frame and woven wire cloth are stainless steel made.

Technical Specifications:

Product Name	Frame Ø200 x 100 mm	Frame Ø300 x 100 mm	Aperture Size (mm)
Wet Washing Sieve	HR-G2210	HR-G3210	6.3 mm (¼")
Wet Washing Sieve	HR-G2211	HR-G3211	4.75 mm (No.4)
Wet Washing Sieve	HR-G2212	HR-G3212	2 mm (No.10)
Wet Washing Sieve	HR-G2213	HR-G3213	425 µm (No. 40)
Wet Washing Sieve	HR-G2214	HR-G3214	75 µm (No. 200)
Wet Washing Sieve	HR-G2215	HR-G3215	63 µm (No. 230)

***For different size, please contact with our company.



TEST SIEVES

STANDARDS: EN 933-1, EN 933-2, ISO 3310-1, ISO 3310-2, ISO 565, ASTM E11

HİRA Laboratory Testing Equipment proposes a complete range of testing sieves which are used in all types of sieve testing applications, from sampling and classification of soils, aggregates and other powdered and granular materials.

Each sieve is individually serial numbered on metal label, ensuring full traceability.

The HİRA sieves are made with only the highest quality materials and are available in diameter sizes of 100, 150, 200, 300, 400 and 450 mm.

Woven wire mesh Sieves are available in 100, 150, 200, 300, 400 and 450 mm frame diameters materials of stainless steel.

Perforated Plate Sieves are available in 200, 300 mm frame diameters materials of stainless steel.

Table for the Woven Wire Mesh Sieves (ISO 3310-1)

Aperture Size	Frame Ø100 x 50 mm	Frame Ø150 x 50 mm	Frame Ø200 x 50 mm	Frame Ø300 x 75 mm	Frame Ø400 x 50 mm	Frame Ø450 x 50 mm
125 mm	HR-G12125	HR-G1125	HR-G2125	HR-G3125	HR-G4125	HR-G5125
100 mm (4")	HR-G12126	HR-G1126	HR-G2126	HR-G3126	HR-G4126	HR-G5126
90 mm (3 ½")	HR-G12127	HR-G1127	HR-G2127	HR-G3127	HR-G4127	HR-G5127
80 mm	HR-G12128	HR-G1128	HR-G2128	HR-G3128	HR-G4128	HR-G5128
75 mm (3")	HR-G12129	HR-G1129	HR-G2129	HR-G3129	HR-G4129	HR-G5129
63 mm (2 ½")	HR-G12130	HR-G1130	HR-G2130	HR-G3130	HR-G4130	HR-G5130
56 mm	HR-G12131	HR-G1131	HR-G2131	HR-G3131	HR-G4131	HR-G5131
53 mm (2.12")	HR-G12132	HR-G1132	HR-G2132	HR-G3132	HR-G4132	HR-G5132
50 mm (2")	HR-G12133	HR-G1133	HR-G2133	HR-G3133	HR-G4133	HR-G5133
45 mm (1 ¾")	HR-G12134	HR-G1134	HR-G2134	HR-G3134	HR-G4134	HR-G5134
40 mm	HR-G12135	HR-G1135	HR-G2135	HR-G3135	HR-G4135	HR-G5135
37.5 mm (1-½")	HR-G12136	HR-G1136	HR-G2136	HR-G3136	HR-G4136	HR-G5136
31.5 mm (1 ¼")	HR-G12137	HR-G1137	HR-G2137	HR-G3137	HR-G4137	HR-G5137
26.5 mm (1.06")	HR-G12138	HR-G1138	HR-G2138	HR-G3138	HR-G4138	HR-G5138
25 mm (1")	HR-G12139	HR-G1139	HR-G2139	HR-G3139	HR-G4139	HR-G5139
22.4 mm (7/8")	HR-G12140	HR-G1140	HR-G2140	HR-G3140	HR-G4140	HR-G5140
20 mm	HR-G12141	HR-G1141	HR-G2141	HR-G3141	HR-G4141	HR-G5141
19 mm (¾")	HR-G12142	HR-G1142	HR-G2142	HR-G3142	HR-G4142	HR-G5142
16 mm (5/8")	HR-G12143	HR-G1143	HR-G2143	HR-G3143	HR-G4143	HR-G5143
14 mm	HR-G12144	HR-G1144	HR-G2144	HR-G3144	HR-G4144	HR-G5144
13.2 mm (.530")	HR-G12145	HR-G1145	HR-G2145	HR-G3145	HR-G4145	HR-G5145
12.5 mm (½")	HR-G12146	HR-G1146	HR-G2146	HR-G3146	HR-G4146	HR-G5146
11.2 mm (7/16")	HR-G12147	HR-G1147	HR-G2147	HR-G3147	HR-G4147	HR-G5147
10 mm	HR-G12148	HR-G1148	HR-G2148	HR-G3148	HR-G4148	HR-G5148
9.5 mm (3/8")	HR-G12149	HR-G1149	HR-G2149	HR-G3149	HR-G4149	HR-G5149
8 mm (5/16")	HR-G12150	HR-G1150	HR-G2150	HR-G3150	HR-G4150	HR-G5150
6.7 mm (.265")	HR-G12151	HR-G1151	HR-G2151	HR-G3151	HR-G4151	HR-G5151
6.3 mm (¼")	HR-G12152	HR-G1152	HR-G2152	HR-G3152	HR-G4152	HR-G5152
5.6 mm (No. 3 ½)	HR-G12153	HR-G1153	HR-G2153	HR-G3153	HR-G4153	HR-G5153
5 mm	HR-G12154	HR-G1154	HR-G2154	HR-G3154	HR-G4154	HR-G5154
4.75 mm (No.4)	HR-G12155	HR-G1155	HR-G2155	HR-G3155	HR-G4155	HR-G5155
4 mm (No.5)	HR-G12156	HR-G1156	HR-G2156	HR-G3156	HR-G4156	HR-G5156
3.35 mm (No. 6)	HR-G12157	HR-G1157	HR-G2157	HR-G3157	HR-G4157	HR-G5157
3.15 mm	HR-G12158	HR-G1158	HR-G2158	HR-G3158	HR-G4158	HR-G5158
2.8 mm (No. 7)	HR-G12159	HR-G1159	HR-G2159	HR-G3159	HR-G4159	HR-G5159
2.5 mm	HR-G12160	HR-G1160	HR-G2160	HR-G3160	HR-G4160	HR-G5160
2.36 mm (No.8)	HR-G12161	HR-G1161	HR-G2161	HR-G3161	HR-G4161	HR-G5161
2 mm (No.10)	HR-G12162	HR-G1162	HR-G2162	HR-G3162	HR-G4162	HR-G5162
1.7 mm (No. 12)	HR-G12163	HR-G1163	HR-G2163	HR-G3163	HR-G4163	HR-G5163
1.6 mm	HR-G12164	HR-G1164	HR-G2164	HR-G3164	HR-G4164	HR-G5164
1.4 mm (No. 14)	HR-G12165	HR-G1165	HR-G2165	HR-G3165	HR-G4165	HR-G5165
1.25 mm	HR-G12166	HR-G1166	HR-G2166	HR-G3166	HR-G4166	HR-G5166
1.18 mm (No.16)	HR-G12167	HR-G1167	HR-G2167	HR-G3167	HR-G4167	HR-G5167
1 mm (No. 18)	HR-G12168	HR-G1168	HR-G2168	HR-G3168	HR-G4168	HR-G5168
850 µm (No. 20)	HR-G12169	HR-G1169	HR-G2169	HR-G3169	HR-G4169	HR-G5169
800 µm	HR-G12170	HR-G1170	HR-G2170	HR-G3170	HR-G4170	HR-G5170
710 µm (No. 25)	HR-G12171	HR-G1171	HR-G2171	HR-G3171	HR-G4171	HR-G5171
630 µm	HR-G12172	HR-G1172	HR-G2172	HR-G3172	HR-G4172	HR-G5172

HİRA TESTING EQUIPMENT



Aperture Size	Frame Ø100 x 50 mm	Frame Ø150 x 50 mm	Frame Ø200 x 50 mm	Frame Ø300 x 75 mm	Frame Ø400 x 50 mm	Frame Ø450 x 50 mm
600 µm (No. 30)	HR-G12173	HR-G1173	HR-G2173	HR-G3173	HR-G4173	HR-G5173
500 µm (No. 35)	HR-G12174	HR-G1174	HR-G2174	HR-G3174	HR-G4174	HR-G5174
425 µm (No. 40)	HR-G12175	HR-G1175	HR-G2175	HR-G3175	HR-G4175	HR-G5175
400 µm	HR-G12176	HR-G1176	HR-G2176	HR-G3176	HR-G4176	HR-G5176
355 µm (No. 45)	HR-G12177	HR-G1177	HR-G2177	HR-G3177	HR-G4177	HR-G5177
315 µm	HR-G12178	HR-G1178	HR-G2178	HR-G3178	HR-G4178	HR-G5178
300 µm (No. 50)	HR-G12179	HR-G1179	HR-G2179	HR-G3179	HR-G4179	HR-G5179
250 µm (No. 60)	HR-G12180	HR-G1180	HR-G2180	HR-G3180	HR-G4180	HR-G5180
212 µm (No. 70)	HR-G12181	HR-G1181	HR-G2181	HR-G3181	HR-G4181	HR-G5181
200 µm	HR-G12182	HR-G1182	HR-G2182	HR-G3182	HR-G4182	HR-G5182
180 µm (No. 80)	HR-G12183	HR-G1183	HR-G2183	HR-G3183	HR-G4183	HR-G5183
160 µm	HR-G12184	HR-G1184	HR-G2184	HR-G3184	HR-G4184	HR-G5184
150 µm (No. 100)	HR-G12185	HR-G1185	HR-G2185	HR-G3185	HR-G4185	HR-G5185
125 µm (No. 120)	HR-G12186	HR-G1186	HR-G2186	HR-G3186	HR-G4186	HR-G5186
106 µm (No. 140)	HR-G12187	HR-G1187	HR-G2187	HR-G3187	HR-G4187	HR-G5187
100 µm	HR-G12188	HR-G1188	HR-G2188	HR-G3188	HR-G4188	HR-G5188
90 µm (No. 170)	HR-G12189	HR-G1189	HR-G2189	HR-G3189	HR-G4189	HR-G5189
80 µm	HR-G12190	HR-G1190	HR-G2190	HR-G3190	HR-G4190	HR-G5190
75 µm (No. 200)	HR-G12191	HR-G1191	HR-G2191	HR-G3191	HR-G4191	HR-G5191
63 µm (No. 230)	HR-G12192	HR-G1192	HR-G2192	HR-G3192	HR-G4192	HR-G5192
53 µm (No. 270)	HR-G12193	HR-G1193	HR-G2193	HR-G3193	HR-G4193	HR-G5193
50 µm	HR-G12194	HR-G1194	HR-G2194	HR-G3194	HR-G4194	HR-G5194
45 µm (No. 325)	HR-G12195	HR-G1195	HR-G2195	HR-G3195	HR-G4195	HR-G5195
40 µm	HR-G12196	HR-G1196	HR-G2196	HR-G3196	HR-G4196	HR-G5196
38 µm (No. 400)	HR-G12197	HR-G1197	HR-G2197	HR-G3197	HR-G4197	HR-G5197
25 µm	HR-G12198	HR-G1198	HR-G2198	HR-G3198	HR-G4198	HR-G5198
LID	HR-G12199	HR-G1199	HR-G2199	HR-G3199	HR-G4199	HR-G5199
RECEIVER	HR-G12200	HR-G1200	HR-G2200	HR-G3200	HR-G4200	HR-G5200
LID & RECEIVER	HR-G12201	HR-G1201	HR-G2201	HR-G3201	HR-G4201	HR-G5201



Ø200 x 50 mm Woven Wire Mesh Sieves

Table for the Woven Wire Mesh Sieves (Coarse) (ASTM E11)

Aperture Size	Frame Ø 8" x 50 mm	Frame Ø 12" x 50 mm
100 mm (4")	HR-G9126	HR-G10126
90 mm (3 ½")	HR-G9127	HR-G10127
75 mm (3")	HR-G9129	HR-G10129
63 mm (2 ½")	HR-G9130	HR-G10130
53 mm (2.12")	HR-G9132	HR-G10132
50 mm (2")	HR-G9133	HR-G10133
45 mm (1 ¾")	HR-G9134	HR-G10134
37.5 mm (1-½")	HR-G9136	HR-G10136
31.5 mm (1 ¼")	HR-G9137	HR-G10137
26.5 mm (1.06")	HR-G9138	HR-G10138
25 mm (1")	HR-G9139	HR-G10139
22.4 mm (7/8")	HR-G9140	HR-G10140
19 mm (¾")	HR-G9142	HR-G10142
16 mm (5/8")	HR-G9143	HR-G10143
13.2 mm (.530")	HR-G9145	HR-G10145
12.5 mm (½")	HR-G9146	HR-G10146
11.2 mm (7/16")	HR-G9147	HR-G10147
9.5 mm (3/8")	HR-G9149	HR-G10149
8 mm (5/16")	HR-G9150	HR-G10150
6.7 mm (.265")	HR-G9151	HR-G10151
6.3 mm (¼")	HR-G9152	HR-G10152
5.6 mm (No. 3 ½)	HR-G9153	HR-G10153
4.75 mm (No.4)	HR-G9155	HR-G10155
4 mm (No.5)	HR-G9156	HR-G10156
LID	HR-G9199	HR-G10199
RECEIVER	HR-G9200	HR-G10200
LID & RECEIVER	HR-G9201	HR-G10201

Table for the Woven Wire Mesh Sieves (Fine) (ASTM E11)

Aperture Size	Frame Ø 8" x 50 mm	Frame Ø 12" x 50 mm
3.35 mm (No. 6)	HR-G9157	HR-G10157
2.8 mm (No. 7)	HR-G9159	HR-G10159
2.36 mm (No.8)	HR-G9161	HR-G10161
2 mm (No.10)	HR-G9162	HR-G10162
1.7 mm (No. 12)	HR-G9163	HR-G10163
1.4 mm (No. 14)	HR-G9165	HR-G10165
1.18 mm (No.16)	HR-G9167	HR-G10167
1 mm (No. 18)	HR-G9168	HR-G10168
850 µm (No. 20)	HR-G9169	HR-G10169
710 µm (No. 25)	HR-G9171	HR-G10171
600 µm (No. 30)	HR-G9173	HR-G10173
500 µm (No. 35)	HR-G9174	HR-G10174
425 µm (No. 40)	HR-G9175	HR-G10175
355 µm (No. 45)	HR-G9177	HR-G10177
300 µm (No. 50)	HR-G9179	HR-G10179
250 µm (No. 60)	HR-G9180	HR-G10180
212 µm (No. 70)	HR-G9181	HR-G10181
180 µm (No. 80)	HR-G9183	HR-G10183
150 µm (No. 100)	HR-G9185	HR-G10185
125 µm (No. 120)	HR-G9186	HR-G10186
106 µm (No. 140)	HR-G9187	HR-G10187
90 µm (No. 170)	HR-G9189	HR-G10189
75 µm (No. 200)	HR-G9191	HR-G10191
63 µm (No. 230)	HR-G9192	HR-G10192
53 µm (No. 270)	HR-G9193	HR-G10193
45 µm (No. 325)	HR-G9195	HR-G10195
40 µm	HR-G9196	HR-G10196
38 µm (No. 400)	HR-G9197	HR-G10197
LID	HR-G9199	HR-G10199
RECEIVER	HR-G9200	HR-G10200
LID & RECEIVER	HR-G9201	HR-G10201



Ø300 x 50 mm Woven Wire Mesh Sieves



HR-G2201



HR-G3201


HİRA TESTING EQUIPMENT



Table for the Perforated Plate Sieves (ISO 3310-2)

Aperture Size	Frame Ø200x 50mm	Frame Ø300 x 75mm
125 mm	HR-G16125	HR-G17125
100 mm (4")	HR-G16126	HR-G17126
90 mm (3 ½")	HR-G16127	HR-G17127
80 mm	HR-G16128	HR-G17128
75 mm (3")	HR-G16129	HR-G17129
63 mm (2 ½")	HR-G16130	HR-G17130
56 mm	HR-G16131	HR-G17131
53 mm (2.12")	HR-G16132	HR-G17132
50 mm (2")	HR-G16133	HR-G17133
45 mm (1 ¾")	HR-G16134	HR-G17134
40 mm	HR-G16135	HR-G17135
37.5 mm (1-½")	HR-G16136	HR-G17136
31.5 mm (1 ¼")	HR-G16137	HR-G17137
26.5 mm (1.06")	HR-G16138	HR-G17138
25 mm (1")	HR-G16139	HR-G17139
22.4 mm (7/8")	HR-G16140	HR-G17140
20 mm	HR-G16141	HR-G17141
19 mm (¾")	HR-G16142	HR-G17142

Aperture Size	Frame Ø200 x 50mm	Frame Ø300 x 75mm
16 mm (5/8")	HR-G16143	HR-G17143
14 mm	HR-G16144	HR-G17144
13.2 mm (.530")	HR-G16145	HR-G17145
12.5 mm (½")	HR-G16146	HR-G17146
11.2 mm (7/16")	HR-G16147	HR-G17147
10 mm	HR-G16148	HR-G17148
9.5 mm (3/8")	HR-G16149	HR-G17149
8 mm (5/16")	HR-G16150	HR-G17150
6.7 mm (.265")	HR-G16151	HR-G17151
6.3 mm (¼")	HR-G16152	HR-G17152
5.6 mm (No. 3 ½)	HR-G16153	HR-G17153
5 mm	HR-G16154	HR-G17154
4.75 mm (No.4)	HR-G16155	HR-G17155
4 mm (No.5)	HR-G16156	HR-G17156
LID	HR-G16199	HR-G17199
RECEIVER	HR-G16200	HR-G17200
LID & RECEIVER	HR-G16201	HR-G17201



SIEVE SHAKERS

STANDARDS: EN 932-5, ISO 565, ISO 3310-1, ISO 3310-2, ASTM E11, E323, BS 410-1, BS 410-2, EN 1339, EN 1367-1; TS 2824

The sieve shaker imparts a circular motion to the material being sieved so that it makes a slow progression over the surface of the sieve. They are ideal for heavy duty applications when heavy or large bulk samples have to be analyzed.

They are equipped with a dynamic power source which ensures the right vibration is imparted to the sieves and sample for fast, accurate and reproducible tests. The vertical movement is fixed to ensure the sample spends maximum time on the sieve surface. The unique vibratory action also helps keep the apertures clear and free from binding.

The shaker is fitted with a very efficient clamping device that ensures sieves are held firmly without over-tightening and allows them to be quickly removed and replaced.

The shaker is fitted with digital timer which can be pre-set for any duration up to 99 minutes.

3 models are available. HR-G0500 can shake 200mm and 300mm diameter sieves. HR-G0505 can shake 200mm, 300mm and 400 mm diameter sieves. HR-G0510 can shake 200mm, 300mm, 400mm and 450 mm diameter sieves.

Wet sieving kits in the appropriate sizes may be used with this shaker.

The HR-G0515, HR-G0520, HR-G0525 series have the additional frequency adjustment/control property.



HR-G0500



HR-G0515

Technical Specifications:

Product Code	Product Name	Sieve Dia. Capacity (mm)	Dimensions (cm)	Weight (kg)	Power Supply
HR-G0500	Sieve Shaker, Time Controlled	Ø200/Ø300	51x51x37	24	220 V, 50 Hz, 1 ph
HR-G0500/60Hz	Sieve Shaker, Time Controlled	Ø200/Ø300	51x51x37	30	220 V, 60 Hz, 1 ph
HR-G0505	Sieve Shaker, Time Controlled	Ø200/Ø300/Ø400	61x61x37	40	220 V, 50 Hz, 1 ph
HR-G0505/60Hz	Sieve Shaker, Time Controlled	Ø200/Ø300/Ø400	61x61x37	45	220 V, 60 Hz, 1 ph
HR-G0510	Sieve Shaker, Time Controlled	Ø200/Ø300/Ø400/Ø450	71x71x37	45	220 V, 50 Hz, 1 ph
HR-G0510/60Hz	Sieve Shaker, Time Controlled	Ø200/Ø300/Ø400/Ø450	71x71x37	50	220 V, 60 Hz, 1 ph
HR-G0515	Sieve Shaker with Frequency Controlled	Ø200/Ø300	51x51x37	24	220 V, 50-60 Hz, 1 ph
HR-G0520	Sieve Shaker with Frequency Controlled	Ø200/Ø300/Ø400	61x61x37	40	220 V, 50-60 Hz, 1 ph
HR-G0525	Sieve Shaker with Frequency Controlled	Ø200/Ø300/Ø400/Ø450	71x71x37	45	220 V, 50-60 Hz, 1 ph

Sieve Diameter	200 mm	300 mm	400 mm	450 mm
Sieve Capacity	15 pieces	10 pieces	7 pieces	7 pieces
plus lid and receiver				

HİRA TESTING EQUIPMENT



HIGH CAPACITY SIEVE SHAKER

STANDARDS: TS EN 1339, 1367-1; TS 2824

Ideal for sizing large quantities of crushed stones, sand, gravel, slag, coal, coke, ores, pellets and similar materials.

The screen shaker has a capacity of about 30 lt (60 ÷ 70 Kg) of sample. For use with 40x60 cm dimension screens.

Various sizes of screens are available on request.

Capacity is 6 sieves and lid. The shaker is fitted with timer which can be pre-set for any duration up to 99 minutes.

The HR-G0535, HR-G0520, HR-G0525 series have the additional frequency adjustment/control property.

Supplied with dust cup. Sieves should be ordered separately.

Safety Doors, upper and frontal, complete with micro-switch, complying to CE Safety Directive. If the door is opened while the shaker is working, it automatically stops. The doors also protect from dust. Safety Doors (should be factory installed) should be ordered separately.

Security Cabinet, steel made with micro-switch, complying to CE Safety Directive, lined with sound-proofing material for noise reduction. If the door is opened while the shaker is working, it automatically stops. The cabinet also protects from dust.



HR-G4030

HR-G4011



HR-G0530

Technical Specifications:

Product Code	Product Name	Dimensions (cm)	Weight (kg)	Power Supply
HR-G0530	High Capacity Sieve Shaker, Time Controlled	59x79x85	180	220 V, 50 Hz, 1 ph
HR-G0530/60Hz	High Capacity Sieve Shaker, Time Controlled	59x79x85	180	220 V, 60 Hz, 1 ph
HR-G0535	High Capacity Sieve Shaker with Frequency Controlled	59x79x85	180	220 V, 50 Hz, 1 ph
HR-G0535/60Hz	High Capacity Sieve Shaker with Frequency Controlled	59x79x85	180	220 V, 60 Hz, 1 ph
HR-G0540	High Capacity Sieve Shaker, Time Controlled with Soundproof Safety Cabinet	90x90x135	300	220 V, 50 Hz, 1 ph
HR-G0540/60Hz	High Capacity Sieve Shaker, Time Controlled with Soundproof Safety Cabinet	90x90x135	300	220 V, 60 Hz, 1 ph
HR-G0545	High Capacity Sieve Shaker with Frequency Controlled with Soundproof Safety Cabinet	90x90x135	300	220 V, 50 Hz, 1 ph
HR-G0545/60Hz	High Capacity Sieve Shaker with Frequency Controlled with Soundproof Safety Cabinet	90x90x135	300	220 V, 60 Hz, 1 ph
HR-G0546	Safety Doors	---	---	---

Table for the sieves

Product Code	Frame Dimensions (cm)	Aperture Size (mm)	Product Code	Frame Dimensions (cm)	Aperture Size (mm)	Product Code	Frame Dimensions (cm)	Aperture Size (mm)
HR-G4000	40x60x7,5	125 mm	HR-G4011	40x60x7,5	37.5 mm (1-½")	HR-G4022	40x60x7,5	10 mm
HR-G4001	40x60x7,5	100 mm (4")	HR-G4012	40x60x7,5	31.5 mm (1 ¼")	HR-G4023	40x60x7,5	9.5 mm (3/8")
HR-G4002	40x60x7,5	90 mm (3 ½")	HR-G4013	40x60x7,5	26.5 mm (1.06")	HR-G4024	40x60x7,5	8 mm (5/16")
HR-G4003	40x60x7,5	80 mm	HR-G4014	40x60x7,5	25 mm (1")	HR-G4025	40x60x7,5	6.7 mm (.265")
HR-G4004	40x60x7,5	75 mm (3")	HR-G4015	40x60x7,5	22.4 mm (7/8")	HR-G4026	40x60x7,5	6.3 mm (¼")
HR-G4005	40x60x7,5	63 mm (2 ½")	HR-G4016	40x60x7,5	20 mm	HR-G4027	40x60x7,5	5.6 mm (No. 3 ½)
HR-G4006	40x60x7,5	56 mm	HR-G4017	40x60x7,5	19 mm (¾")	HR-G4028	40x60x7,5	5 mm
HR-G4007	40x60x7,5	53 mm (2.12")	HR-G4018	40x60x7,5	16 mm (5/8")	HR-G4029	40x60x7,5	4.75 mm (No.4)
HR-G4008	40x60x7,5	50 mm (2")	HR-G4019	40x60x7,5	13.2 mm (.530")	HR-G4030	40x60x7,5	4 mm (No.5)
HR-G4009	40x60x7,5	45 mm (1 ¾")	HR-G4020	40x60x7,5	12.5 mm (½")			
HR-G4010	40x60x7,5	40 mm	HR-G4021	40x60x7,5	11.2 mm (7/16")			

SAMPLE SPLITTERS (RIFFLE BOXES)

STANDARDS: EN 933-3, ASTM C136

Used for the precise division into two representative portions of materials such as: aggregates, sand, gravel and similar. Electrostatically painted and they are supplied with two collecting pans.

Product Code	Product Name	Aperture (mm)	Number of Slots	Dimensions (cm)	Weight (kg)
HR-A0700	Riffle Box	7	12	13x18x18	2
HR-A0701	Riffle Box	10	12	15x20x25	4,5
HR-A0702	Riffle Box	13	12	20x25x35	6
HR-A0703	Riffle Box	15	12	20x29x35	6,5
HR-A0704	Riffle Box	19	10	22x31x40	11
HR-A0705	Riffle Box	20	10	23x32x42	11
HR-A0706	Riffle Box	25	10	25x35x42	12
HR-A0707	Riffle Box	30	10	23x42x45	15
HR-A0708	Riffle Box	38	8	32x43x57	16
HR-A0709	Riffle Box	45	8	32x45x59	20
HR-A0710	Riffle Box	50	8	32x50x60	27
HR-A0711	Riffle Box	64	8	36x60x60	32
HR-A0712	Riffle Box	75	8	37x70x60	35

